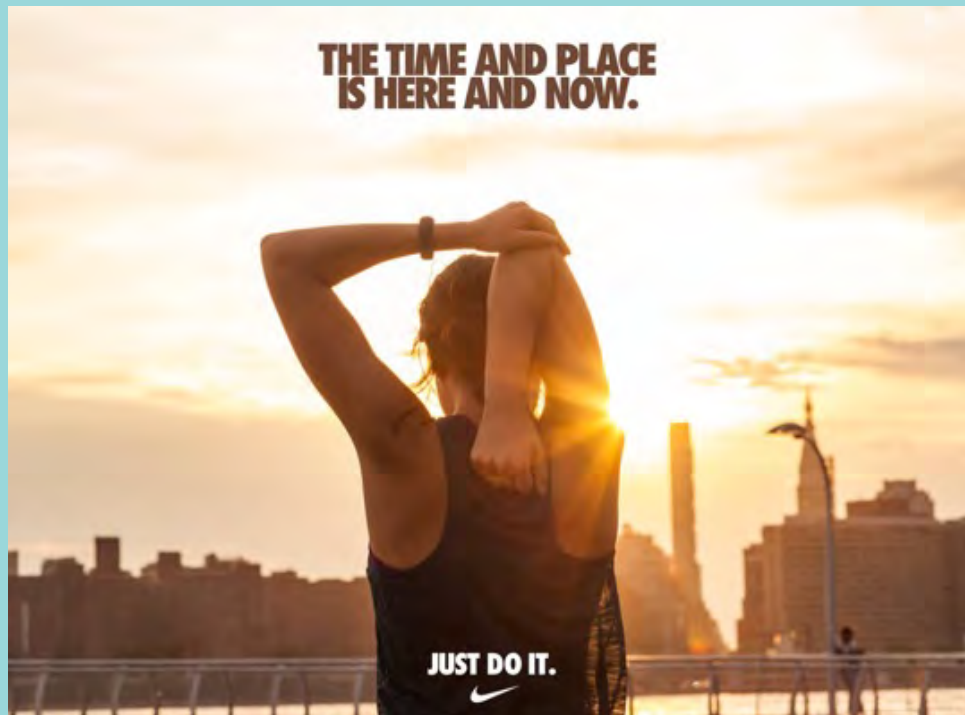




威宏控股股份有限公司  
(8442 TT)

2023年12月



# Disclaimer



- The information contained in this confidential document ("Presentation") has been prepared by WW Holding (the "Company"). It has not been fully verified and is subject to material updating, revision and further amendment.
- While the information contained herein has been prepared in good faith, neither the Company nor any of its shareholders, directors, officers, agents, employees or advisers gives, has given or has authority to give, any representations or warranties (express or implied) as to, or in relation to, the accuracy, reliability or completeness of the information in this Presentation, or any revision or supplement thereof, or of any other written or oral information made or to be made available to any interested party or its advisers (all such information being referred to as "Information") and liability therefore is expressly disclaimed. Accordingly, neither the Company nor any of its shareholders, directors, officers, agents, employees or advisers takes any responsibility for, or will accept any liability whether direct or indirect, express or implied, contractual, tortious, statutory or otherwise, in respect of, the accuracy or completeness or injury of the Information or for any of the opinions contained herein or for any errors, omissions or misstatements or for any loss, howsoever arising, from the use of this Presentation or the information.
- Neither the issue of this Presentation nor any part of its contents is to be taken as any form of commitment on the part of the Company to proceed with any transaction and the right is reserved by the Company to terminate any discussions or negotiations with any prospective investors. In no circumstances will the Company be responsible for any costs, losses or expenses incurred in connection with any appraisal or investigation of the Company. In furnishing this Presentation, the Company does not undertake or agree to any obligation to provide the recipient with access to any additional information or to update this Presentation or to correct any inaccuracies in, or omissions from, this Presentation which may become apparent.
- This Presentation should not be considered as the giving of investment advice by the Company or any of its shareholders, directors, officers, agents, employees or advisers. Each party to whom this Presentation is made available must make its own independent assessment of the Company after making such investigations and taking such advice as may be deemed necessary. In particular, any estimates or projections or opinions contained herein necessarily involve significant elements of subjective judgment, analysis and assumptions and each recipient should satisfy itself in relation to such matters.
- This Presentation includes certain statements that may be deemed "forward-looking statements". All statements in this discussion, other than statements of historical facts, that address future activities and events or developments that the Company expects, are forward-looking statements. Although the Company believes the expectations expressed in such forward-looking statements are based on reasonable assumptions, such statements are not guarantees of future performance and actual results or developments may differ materially from those in the forward-looking statements. Factors that could cause actual results to differ materially from those in forward-looking statements include market prices, continued availability of capital and financing, general economic, market or business conditions and other unforeseen events. Prospective Investors are cautioned that any such statements are not guarantees of future performance and that actual results or developments may differ materially from those projected in forward-looking statements.

20Y↑

生產經驗

60億↑

2023前三季營收

7,000↑

全球員工人數

126↑

跨國生產線

7

跨國生產基地

80↑

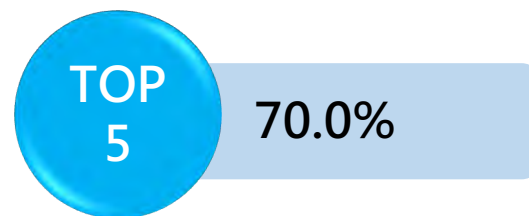
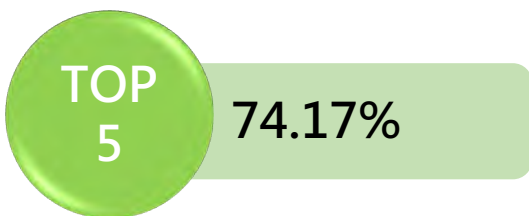
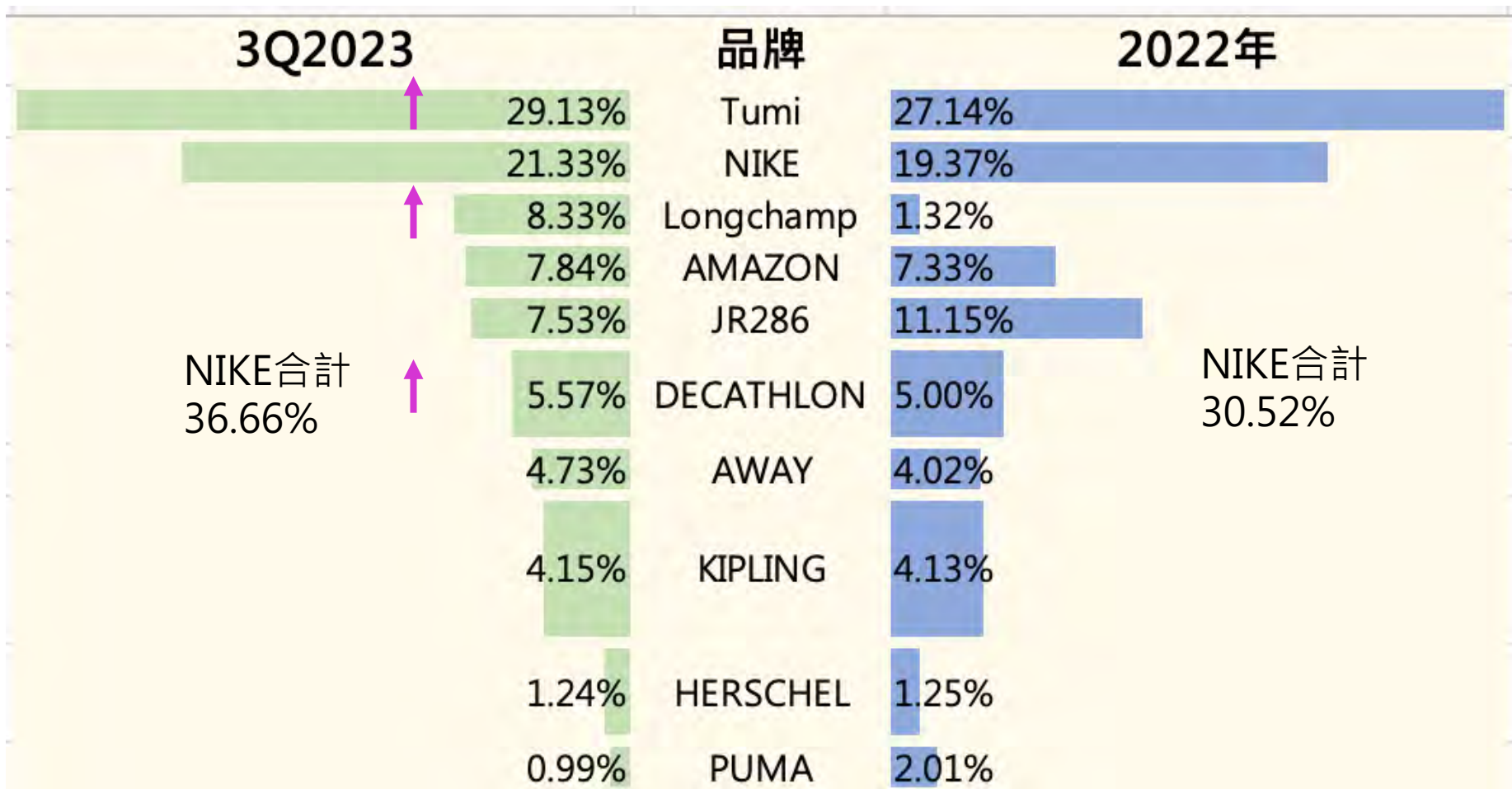
全球知名品牌客戶

8442

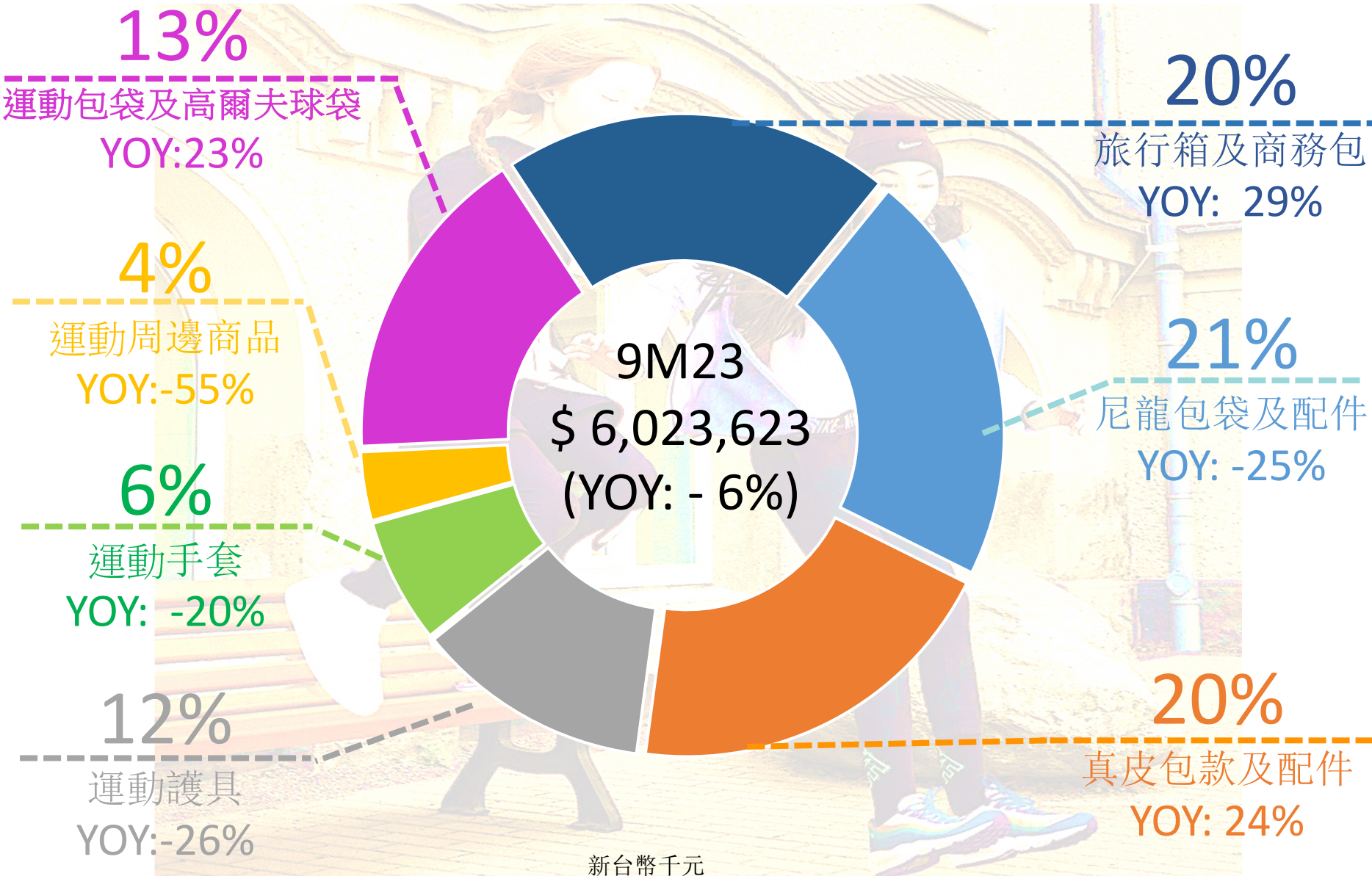
台灣證券交易所上市



# 主要客戶比重: 9M2023 vs. 2022



# 產品組成營收占比9M2023



# 資產負債表



NT\$m	2020	2021	2022	1-Q323	YoY (%)		
					2020	2021	2022
<b>資產總額</b>	<b>3,632</b>	<b>5,026</b>	<b>6,608</b>	<b>6,135</b>	<b>(19.7)</b>	<b>38.4</b>	<b>31.5</b>
現金	572	518	1,027	938	19.0	(9.5)	98.3
應收帳款&應收票據	700	1,493	2,028	2,209	(43.3)	113.1	35.8
存貨	699	1,048	1,163	968	(16.9)	50.0	11.0
固定資產	817	802	822	1,453	(8.1)	(1.9)	2.6
<b>負債總額</b>	<b>1,957</b>	<b>3,342</b>	<b>4,232</b>	<b>3,430</b>	<b>(26.5)</b>	<b>70.7</b>	<b>26.6</b>
應付帳款&應付票據	368	943	944	801	(35.1)	156.5	0.1
<b>權益總計</b>	<b>1,675</b>	<b>1,684</b>	<b>2,377</b>	<b>2,705</b>	<b>(9.9)</b>	<b>0.6</b>	<b>41.1</b>
<b>重要財務比率 (%)</b>							
應收帳款天數	93.1	73.1	75.3	92			
存貨週轉天數	86.9	67.9	59.8	63			
應付帳款周轉天數	52.7	51.0	51.0	52			
現金循環週期	127.3	90.0	84.1	103			
ROE (%)	(8.7)	4.5	31.3	18.11			
ROA (%)	(3.8)	1.7	10.9	7.99			
淨負債(現金)/股權 %	16.6	43.2	14.4	19.8			

# 綜合損益表



NT\$m	2020	2021	2022	1- Q3 23	YoY (%)		
					2020	2021	2022
營業收入	3,742	5,400	8,539	6,024	(42.1)	44.3	58.1
營業成本	3,189	4,627	6,752	4,813	(40.1)	45.1	46.0
營業毛利	552	773	1,786	1,210	(51.1)	39.9	130.3
營業費用	(665)	(699)	(1,094)	(727)	(24.3)	5.2	56.4
營業利益	(112)	73	692	483	(144.9)	-	807.3
營業外收入及支出	(43)	11	11	3	76.0	-	36.7
稅前淨利	(155)	84	704	487	(168.7)	-	731.3
所得稅費用	2	(9)	(67)	3	-	-	622.0
淨利歸屬於母公司業主	(153)	75	636	490	(172.2)	-	744.9
每股盈餘 (NT\$)	(2.56)	1.25	10.61	8.07	(161.0)	-	740.5
<b>重要財務比率 (%)</b>							
毛利率	14.8	14.4	20.9	20			
營業費用率	17.8	12.9	12.8	12			
營業利益率	(3.0)	1.4	8.1	8			
稅率	1.3	11.0	9.6	--			
淨利率	(4.1)	1.4	7.5	8			

# 股利發放和資本支出



(NT\$m)	2019	2020	2021	2022
淨利	212	(153)	75	636
現金股利	18	-	60	301
稀釋後每股現金股利(NT\$)	0.3	-	1	5
現金股利發放率	7.1%	-	80%	47%
現金股利殖利率	0.7%	-	1.7%	6.06%
資本支出	185	65	114	179
資本支出/營收	2.86%	1.7%	2.11%	2.1%