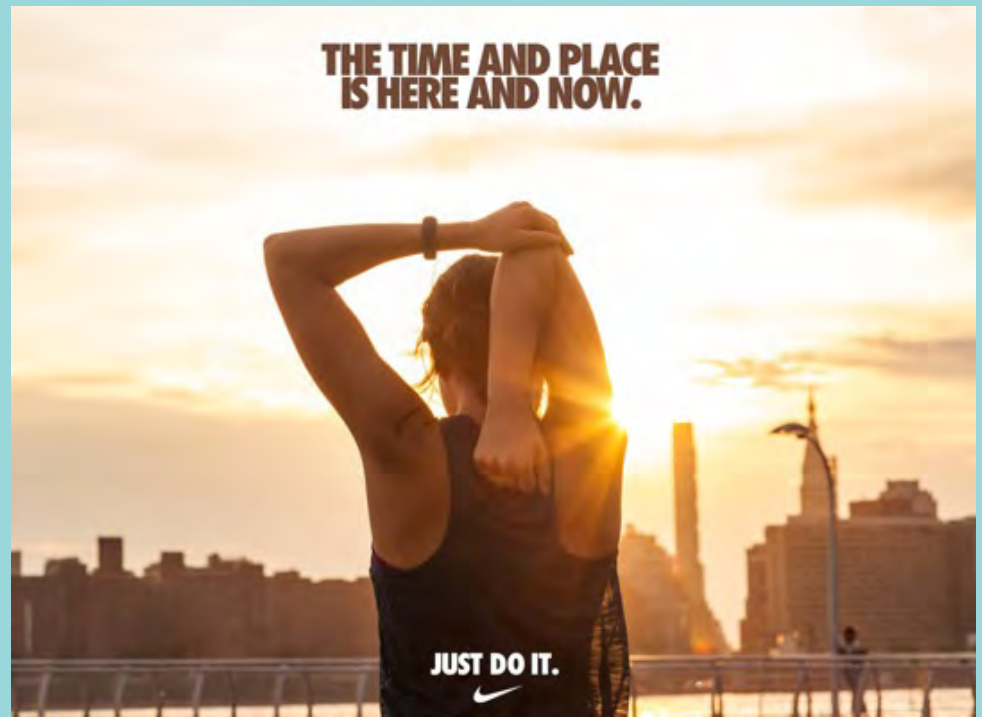




威宏控股股份有限公司 (8442 TT)

第三季法人說明會 2022.12.6



Disclaimer



- The information contained in this confidential document ("Presentation") has been prepared by WW Holding (the "Company"). It has not been fully verified and is subject to material updating, revision and further amendment.
- While the information contained herein has been prepared in good faith, neither the Company nor any of its shareholders, directors, officers, agents, employees or advisers gives, has given or has authority to give, any representations or warranties (express or implied) as to, or in relation to, the accuracy, reliability or completeness of the information in this Presentation, or any revision or supplement thereof, or of any other written or oral information made or to be made available to any interested party or its advisers (all such information being referred to as "Information") and liability therefore is expressly disclaimed. Accordingly, neither the Company nor any of its shareholders, directors, officers, agents, employees or advisers takes any responsibility for, or will accept any liability whether direct or indirect, express or implied, contractual, tortious, statutory or otherwise, in respect of, the accuracy or completeness or injury of the Information or for any of the opinions contained herein or for any errors, omissions or misstatements or for any loss, howsoever arising, from the use of this Presentation or the information.
- Neither the issue of this Presentation nor any part of its contents is to be taken as any form of commitment on the part of the Company to proceed with any transaction and the right is reserved by the Company to terminate any discussions or negotiations with any prospective investors. In no circumstances will the Company be responsible for any costs, losses or expenses incurred in connection with any appraisal or investigation of the Company. In furnishing this Presentation, the Company does not undertake or agree to any obligation to provide the recipient with access to any additional information or to update this Presentation or to correct any inaccuracies in, or omissions from, this Presentation which may become apparent.
- This Presentation should not be considered as the giving of investment advice by the Company or any of its shareholders, directors, officers, agents, employees or advisers. Each party to whom this Presentation is made available must make its own independent assessment of the Company after making such investigations and taking such advice as may be deemed necessary. In particular, any estimates or projections or opinions contained herein necessarily involve significant elements of subjective judgment, analysis and assumptions and each recipient should satisfy itself in relation to such matters.
- This Presentation includes certain statements that may be deemed "forward-looking statements". All statements in this discussion, other than statements of historical facts, that address future activities and events or developments that the Company expects, are forward-looking statements. Although the Company believes the expectations expressed in such forward-looking statements are based on reasonable assumptions, such statements are not guarantees of future performance and actual results or developments may differ materially from those in the forward-looking statements. Factors that could cause actual results to differ materially from those in forward-looking statements include market prices, continued availability of capital and financing, general economic, market or business conditions and other unforeseen events. Prospective Investors are cautioned that any such statements are not guarantees of future performance and that actual results or developments may differ materially from those projected in forward-looking statements.

集團架構圖



生產基地



10,058 位員工
163 條生產線
2 個事業體

江蘇淮安



- 產品：休閒背包、手提袋
- 產線：10條
- 員工：456名

江西興國



- 產品：運動用品
- 產線：28條
- 員工：692名

廣東東莞



- 研發技轉中心
- 產品：精品包袋、運動用品
- 產線：35條
- 員工：2,325名

泰國



- 產品：行李箱及商務包
- 產線：17條
- 員工：2,043名

台灣



- 台北總部
- 台中大甲技轉中心

柬埔寨金邊



- 產品：精品包袋及休閒包
- 產線：39條
- 員工：2,841名

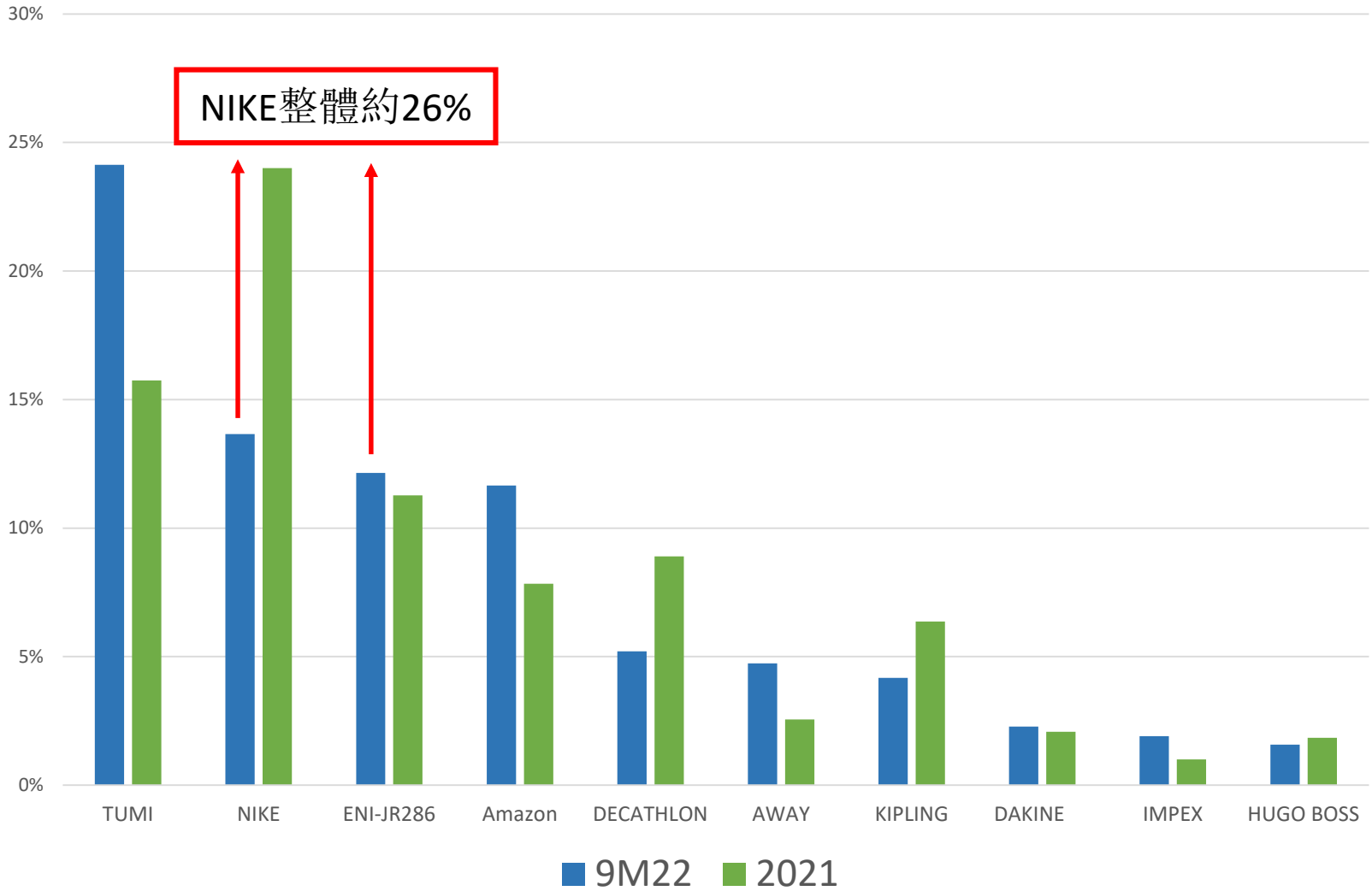
越南德御



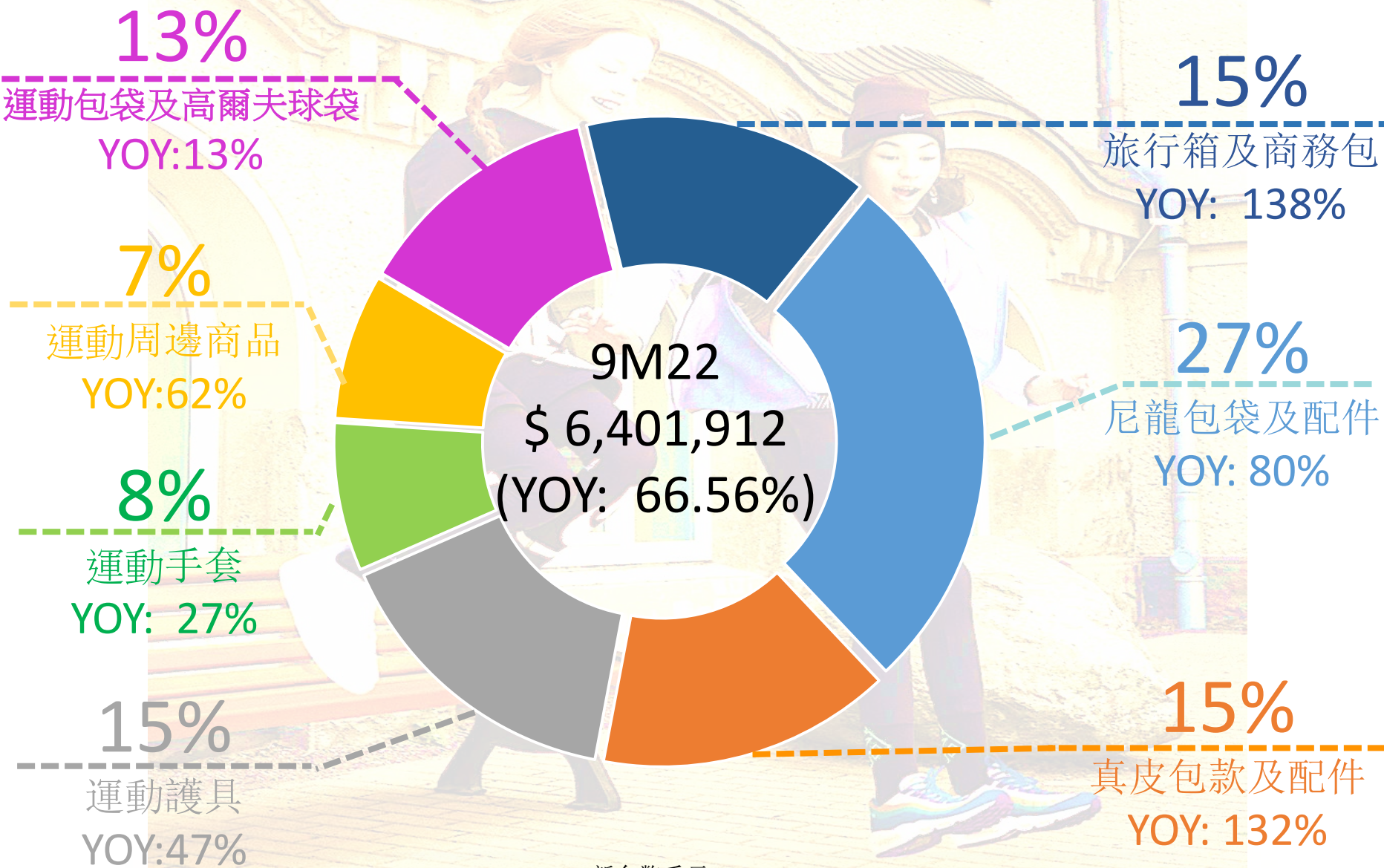
- 產品：運動包袋、高爾夫球袋
- 產線：34條
- 員工：1,701名

* 截至2022/11月

主要客戶比重: 2021 vs. 9M22

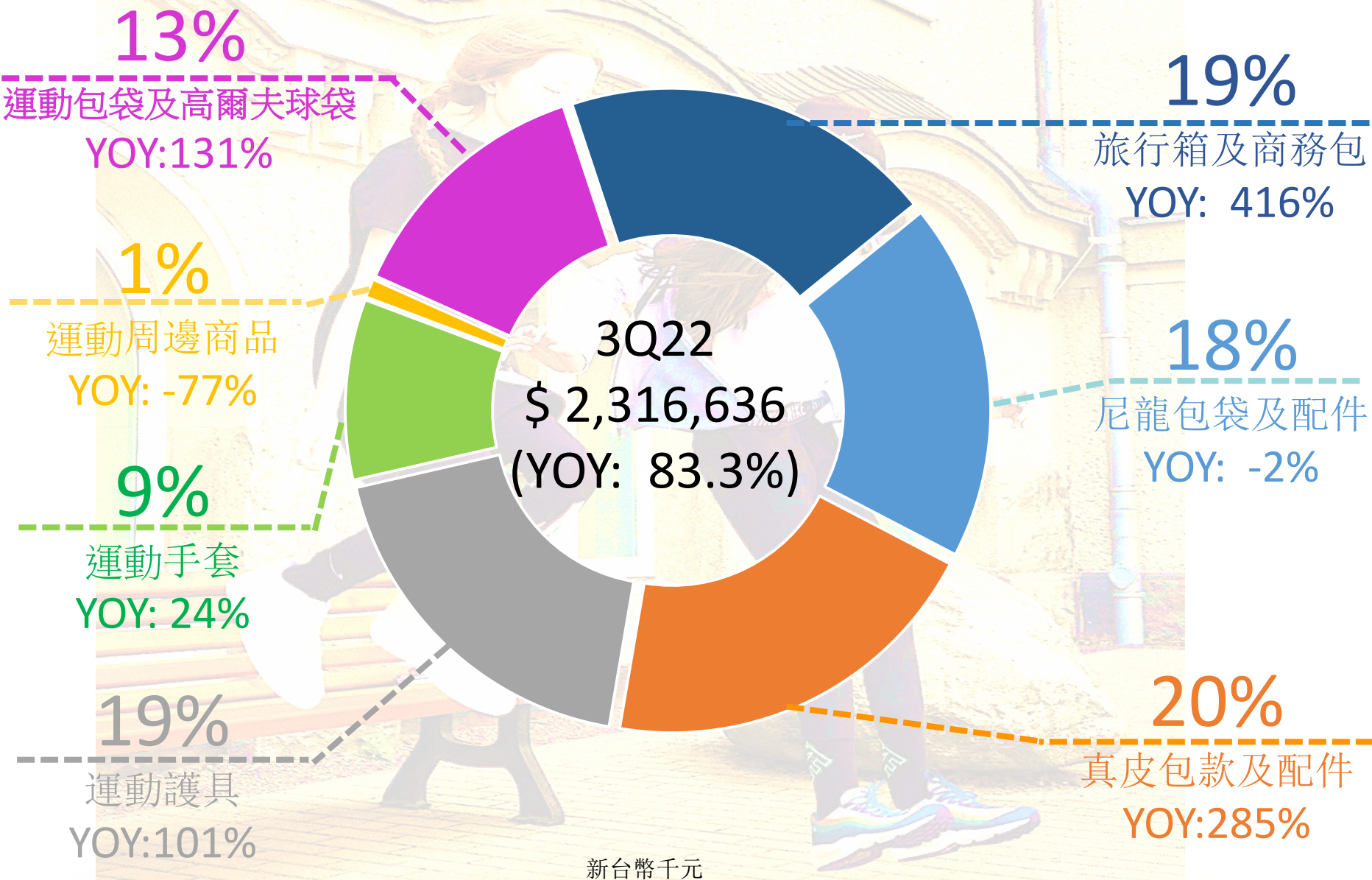


產品組成營收占比3Q2022



新台幣千元

產品組成營收占比3Q2022



64億

9M22營收上市後新高

YOY 66.56%

8.09元

9M22EPS上市後新高

22%

3Q22毛利率新高

YOY + 10 PPT

9%

3Q22營益率新高

YOY + 10 PPT

9%

3Q22純益率新高

YOY + 9 PPT



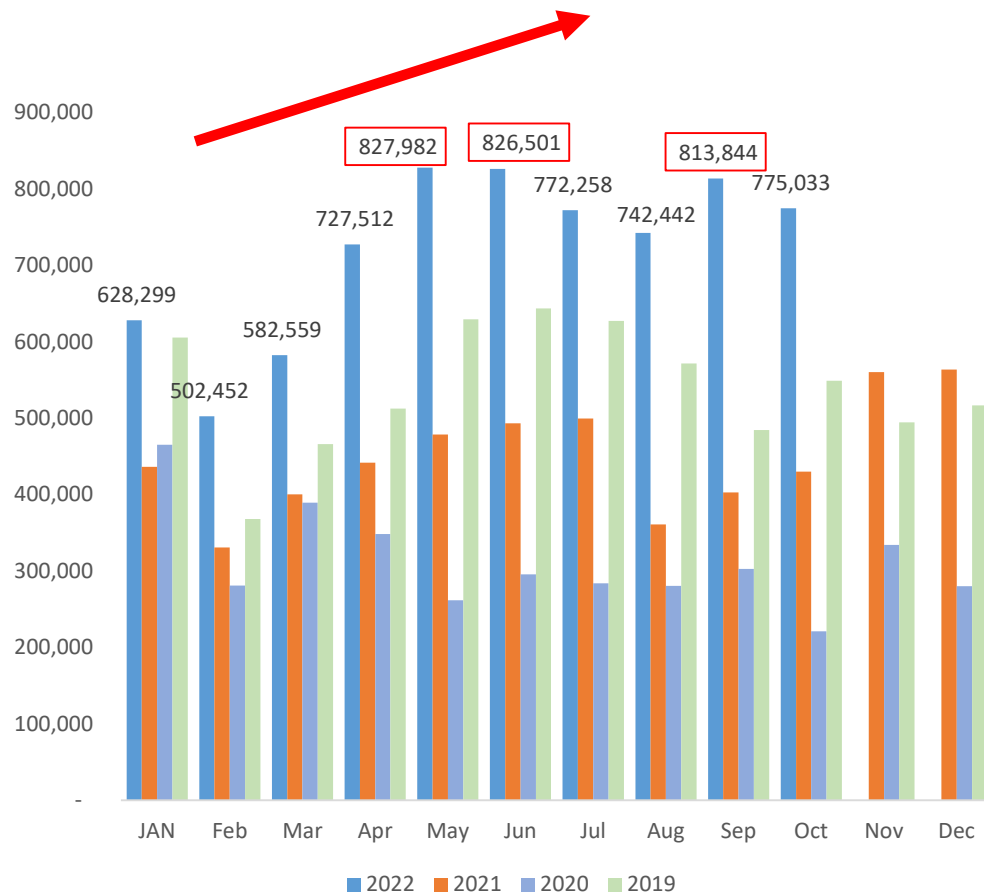
月營收表現



	2022	2021	2020	2019
JAN	628,299	436,365	465,309	605,470
Feb	502,452	331,062	280,843	368,173
Mar	582,559	400,487	389,326	466,198
Apr	727,512	442,003	348,470	512,553
May	827,982	478,925	261,707	629,445
Jun	826,501	493,224	295,751	643,766
Jul	772,258	499,506	284,144	627,520
Aug	742,442	361,070	280,645	571,893
Sep	813,844	402,938	302,801	484,683
Oct	775,033	430,275	221,301	549,242
Nov		560,352	334,076	494,757
Dec		563,944	280,186	516,752
TOTAL	7,186,079	5,401,151	3,744,559	6,470,452

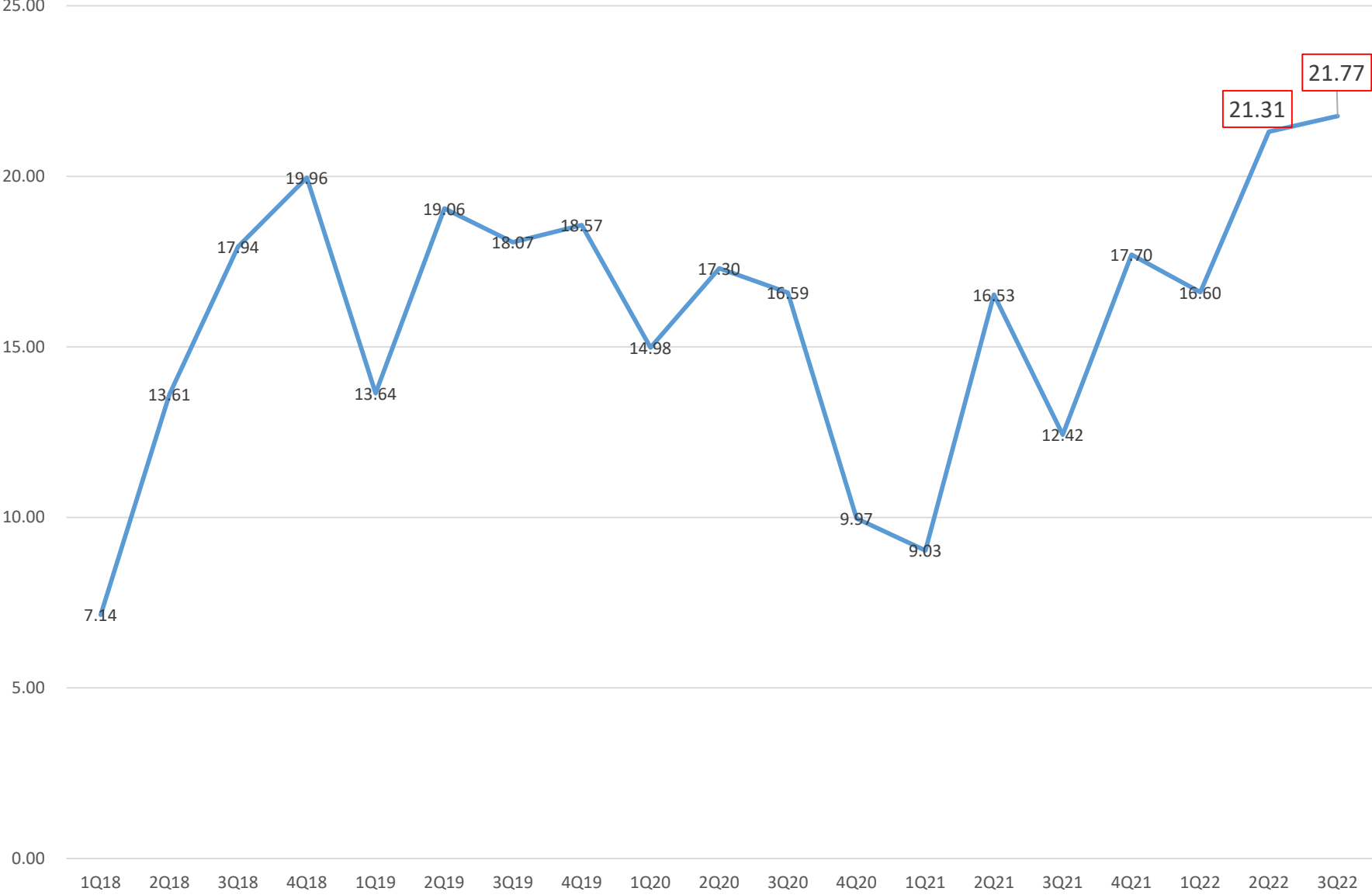
YOY 68%

YOY 44%



單位:新台幣千元

季毛利趨勢



資產負債表



NT\$m	2019	2020	2021	2021.9.30	2022.9.30	YoY (%)		
						2020	2021	3Q22
資產總額	4,522	3,632	5,026	4,629	6,719	(19.7)	38.4	45.2
現金	481	572	518	686	847	19.0	(9.5)	23.6
應收帳款&應收票據	1,236	700	1,493	1,129	2,211	(43.3)	113.1	95.8
存貨	841	699	1,048	921	1,240	(16.9)	50.0	34.7
固定資產	889	817	802	785	846	(8.1)	(1.9)	7.7
負債總額	2,663	1,957	3,342	3,014	4,467	(26.5)	70.7	48.2
應付帳款&應付票據	567	368	943	810	1,022	(35.1)	156.5	26.1
權益總計	1,858	1,675	1,684	1,615	2,252	(9.9)	0.6	39.4
重要財務比率 (%)								
應收帳款天數	63.8	93.1	73.1	65.2	79.2			
存貨週轉天數	58.5	86.9	67.9	66.2	61.3			
應付帳款週轉天數	36.7	52.7	51.0	48.2	52.7			
現金循環週期	85.6	127.3	90.0	83.2	87.8			
ROE (%)	13.6	(8.7)	4.5	1.4	32.9			
ROA (%)	4.9	(3.8)	1.7	0.6	11.0			
淨負債(現金)/股權 %	29.8	16.6	43.2	31.9	28.7			

綜合損益表



NT\$m	2019	2020	2021	3Q21	1Q22	2Q22	3Q22	YoY (%)			
								2020	2021	3Q22	9M22
營業收入	6,458	3,742	5,400	1,262	1,716	2,372	2,314	(42.1)	44.3	83.3	66.6
營業成本	5,329	3,189	4,627	1,105	1,431	1,867	1,810	(40.1)	45.1	63.7	52.6
營業毛利	1,129	552	773	157	286	505	504	(51.1)	39.9	221.4	160.7
營業費用	(878)	(665)	(699)	(167)	(207)	(290)	(296)	(24.3)	5.2	77.0	59.6
營業利益	251	(112)	73	(11)	79	215	207	(144.9)	-	-	-
營業外收入及支出	(24)	(43)	11	12	(7)	17	23	76.0	-	94.3	34.4
稅前淨利	226	(155)	84	1	72	232	230	(168.7)	-	21,401	2,134.3
所得稅費用	(14)	2	(9)	1	(7)	(17)	(25)	-	-	(2,353.0)	650.4
淨利歸屬於母公司業主	212	(153)	75	2	65	215	205	(172.2)	-	9,317.0	2,686.6
基本每股盈餘 (NT\$)	4.20	(2.56)	1.26	0.04	1.08	3.59	3.42	(161.0)	-	8,450.0	2,689.7
重要財務比率 (%)											
毛利率	17.5	14.8	14.8	12.4	16.6	21.3	21.8				
營業費用率	13.6	17.8	17.8	13.3	12.1	12.2	12.8				
營業利益率	3.9	(3.0)	(3.0)	(0.8)	4.6	9.1	9.0				
稅率	6.1	1.3	1.3	(103.5)	9.7	7.2	10.9				
淨利率	3.3	(4.1)	(4.1)	0.2	3.8	9.1	8.9				

股利發放和資本支出



(NT\$m)	2018	2019	2020	2021
淨利	91	212	(153)	75
現金股利	75	18	-	60
稀釋後每股現金股利(NT\$)	1.5	0.3	-	1
現金股利發放率	82.0%	7.1%	-	80%
現金股利殖利率	2.8%	0.7%	-	1.7%
資本支出	143	86	50	85
資本支出/營收	2.3%	1.3%	1.3%	1.57%

附註:

1. 威宏於2016年11月8日在台灣證交所上市。
2. 現金股利殖利率計算是由2020年12月9日及2021年6月20日的股票收盤價做計算。

威宏控股股份有限公司(8442 TT)

謝謝!

www.ww-holding.com.tw